

**BULLETIN HEBDOMADAIRE DES RESULTATS DE LA RECOLTE SUCRIERE 2022**

Semaine au 03 septembre 2022 (Progression de la récolte *: 41.4 %)

Bulletin no. 11

Page 1 / 2

	Champs (Propriétés)											
	Surface récoltée (Hectares)		Production de canne (Tonnes)		Production de sucre (Tonnes)		Taux d'extraction (%)		Tonnes Cannes/Ha (TCH)		Tonnes Sucre/Ha (TSH)	
	Semaine	A ce jour	Semaine	A ce jour	Semaine	A ce jour	Semaine	A ce jour	Semaine	A ce jour	Semaine	A ce jour
Terra	158.7	1,816.9	10,456	125,646	1,176	12,282	11.25	9.78	65.9	69.2	7.4	6.8
Alteo - Mon Loisir	47.4	523.2	4,120	43,950	454	4,304	11.03	9.79	86.8	84.0	9.6	8.2
Dom. de Labourdonnais Ltée	10.0	136.9	982	11,371	119	1,112	12.15	9.78	97.8	83.0	11.9	8.1
St Antoine	15.2	124.7	1,313	10,537	152	1,103	11.57	10.47	86.6	84.5	10.0	8.8
NORD	231.3	2,601.8	16,871	191,503	1,902	18,801	11.27	9.82	72.9	73.6	8.2	7.2
Agria	8.5	83.4	430	3,574	43	324	9.98	9.06	50.7	42.8	5.1	3.9
Bel Air Agricultural	4.6	86.2	336	6,586	36	627	10.59	9.53	73.0	76.5	7.7	7.3
Britannia	1.1	163.3	76	16,540	7	1,510	9.55	9.13	68.9	101.3	6.6	9.3
Mon Trésor	98.3	631.0	7,249	42,947	813	4,441	11.22	10.34	73.8	68.1	8.3	7.0
Beau Vallon	56.9	590.6	2,987	44,688	300	4,544	10.03	10.17	52.5	75.7	5.3	7.7
Rose Belle	33.2	240.2	1,191	9,929	112	906	9.44	9.12	35.8	41.3	3.4	3.8
St Félix	1.3	5.3	43	244	4	22	10.30	8.85	32.2	46.1	3.3	4.2
ENL Agri - L'Escalier	78.7	946.3	5,315	54,719	581	5,568	10.93	10.17	67.6	57.8	7.4	5.9
Union	27.9	287.7	2,387	22,847	262	2,252	10.99	9.86	85.5	79.4	9.4	7.8
Senneville Agricultural	17.2	98.9	938	7,029	98	666	10.45	9.48	54.6	71.1	5.7	6.7
St Aubin	13.1	110.2	681	2,770	76	279	11.15	10.08	51.8	25.1	5.8	2.5
SUD	340.8	3,242.9	21,633	211,873	2,333	21,140	10.78	9.98	63.5	65.3	6.8	6.5
Alteo - Beau Champ	50.8	1,736.9	3,084	132,036	306	12,413	9.93	9.40	60.7	76.0	6.0	7.1
Constance	58.7	692.5	3,521	41,453	353	3,915	10.01	9.45	60.0	59.9	6.0	5.7
Alteo - Union Flacq	135.8	915.6	10,301	66,346	975	6,173	9.47	9.30	75.9	72.5	7.2	6.7
EST	245.3	3,344.9	16,906	239,834	1,634	22,501	9.67	9.38	68.9	71.7	6.7	6.7
Médine	124.5	1,331.0	9,797	97,796	1,116	9,936	11.39	10.16	78.7	73.5	9.0	7.5
OUEST	124.5	1,331.0	9,797	97,796	1,116	9,936	11.39	10.16	78.7	73.5	9.0	7.5
ENL Agri - St Pierre	38.1	616.6	1,664	29,606	155	2,617	9.32	8.84	43.7	48.0	4.1	4.2
CENTRE	38.1	616.6	1,664	29,606	155	2,617	9.32	8.84	43.7	48.0	4.1	4.2
ILE	980.0	11,137.2	66,870	770,614	7,140	74,994	10.68	9.73	68.2	69.2	7.3	6.7

	Usine											
	Heures de panne (excl. scheduled stoppage)		Jours de rouaison		Richesse moyenne		Taux d'extraction		Cannes broyées		Sucre produit	
	(No.)	(No.)	(No.)	(No.)	(%)	(%)	(%)	(%)	(Tonnes)	(Tonnes)	(Tonnes)	(Tonnes)
	Semaine	A ce jour	Semaine	A ce jour	Semaine	A ce jour	Semaine	A ce jour	Semaine	A ce jour	Semaine	A ce jour
Terra	2	170	5	58	12.72	11.24	11.17	9.63	28,093	304,310	3,137	29,319
Omnicanne	10	161	5	48	12.29	11.46	10.67	9.83	35,899	331,139	3,832	32,566
Alteo Ltd - Union Flacq	30	278	5	63	10.99	10.80	9.52	9.13	30,548	395,261	2,908	36,086
ILE					11.99	11.14	10.45	9.51	94,540	1,030,710	9,877	97,971

* Proportion de la superficie totale à récolter (propriétés)

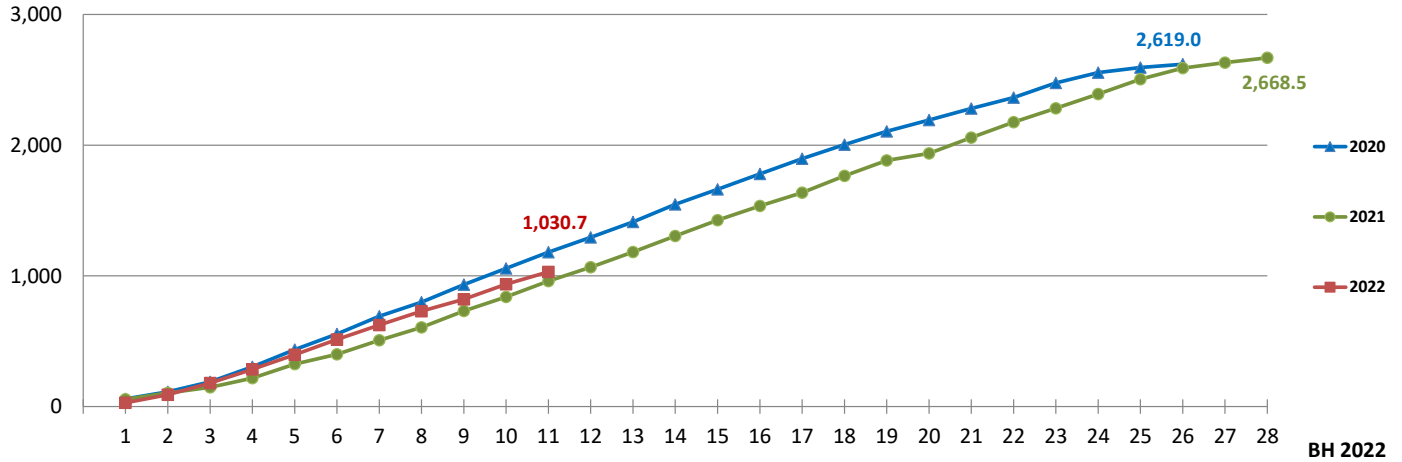


BULLETIN HEBDOMADAIRE DES RESULTATS DE LA RECOLTE SUCRIERE 2022

Semaine au 03 septembre 2022

Cannes broyées

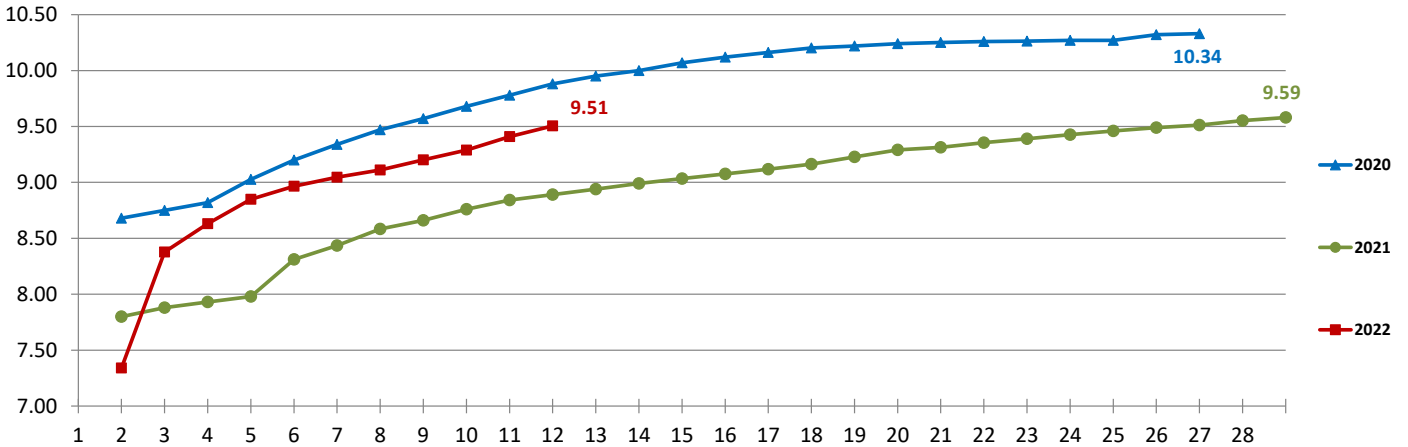
000 Tonnes



BH 2022

Taux d'extraction

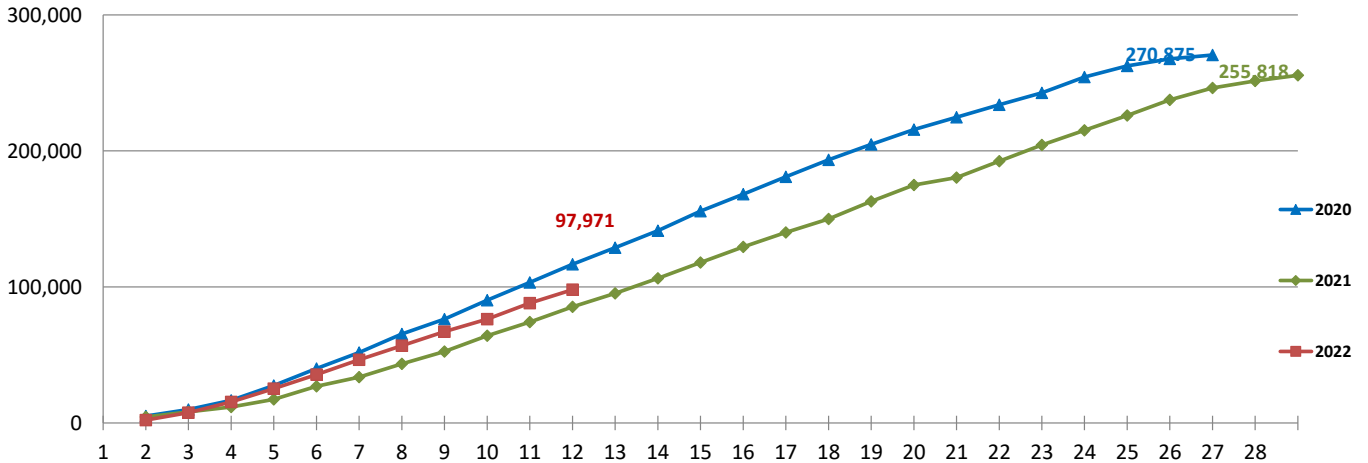
%



BH 2022

Sucre produit

Tonnes



BH 2022