

**BULLETIN HEBDOMADAIRE DES RESULTATS DE LA RECOLTE SUCRIERE 2022**

Semaine au 24 septembre 2022 (Progression de la récolte *: 56.2 %)

Bulletin no. 14

Page 1 / 2

| | Champs (Propriétés) | | | | | | | | | | | |
|----------------------------|--------------------------------|-----------|---------------------------------|-----------|---------------------------------|-----------|--------------------------|-----------|---------------------------|-----------|--------------------------|-----------|
| | Surface récoltée (Hectares) | | Production de canne (Tonnes) | | Production de sucre (Tonnes) | | Taux d'extraction (%) | | Tonnes Cannes/Ha (TCH) | | Tonnes Sucre/Ha (TSH) | |
| | Semaine | A ce jour | Semaine | A ce jour | Semaine | A ce jour | Semaine | A ce jour | Semaine | A ce jour | Semaine | A ce jour |
| Terra | 171.0 | 2,326.2 | 13,531 | 162,749 | 1,527 | 16,596 | 11.28 | 10.20 | 79.1 | 70.0 | 8.9 | 7.1 |
| Alteo - Mon Loisir | 65.5 | 700.4 | 4,424 | 56,961 | 528 | 5,790 | 11.93 | 10.16 | 67.5 | 81.3 | 8.1 | 8.3 |
| Dom. de Labourdonnais Ltée | 15.0 | 193.2 | 1,102 | 16,093 | 135 | 1,662 | 12.27 | 10.32 | 73.3 | 83.3 | 9.0 | 8.6 |
| St Antoine | 12.2 | 140.8 | 750 | 11,588 | 94 | 1,238 | 12.54 | 10.68 | 61.5 | 82.3 | 7.7 | 8.8 |
| NORD | 263.7 | 3,360.5 | 19,806 | 247,391 | 2,284 | 25,285 | 11.53 | 10.22 | 75.1 | 73.6 | 8.7 | 7.5 |
| Agria | 13.5 | 132.8 | 541 | 5,180 | 52 | 478 | 9.70 | 9.22 | 40.2 | 39.0 | 3.9 | 3.6 |
| Bel Air Agricultural | 18.7 | 172.4 | 1,339 | 12,899 | 141 | 1,291 | 10.51 | 10.01 | 71.6 | 74.8 | 7.5 | 7.5 |
| Britannia | 21.8 | 198.5 | 1,507 | 18,934 | 160 | 1,787 | 10.63 | 9.44 | 69.1 | 95.4 | 7.3 | 9.0 |
| Mon Trésor | 108.3 | 967.5 | 8,014 | 68,322 | 936 | 7,253 | 11.68 | 10.62 | 74.0 | 70.6 | 8.6 | 7.5 |
| Beau Vallon | 76.5 | 850.8 | 5,248 | 60,040 | 585 | 6,221 | 11.14 | 10.36 | 68.6 | 70.6 | 7.6 | 7.3 |
| Rose Belle | 43.3 | 367.3 | 1,449 | 14,303 | 127 | 1,316 | 8.78 | 9.20 | 33.4 | 38.9 | 2.9 | 3.6 |
| St Félix | - | 5.9 | - | 282 | - | 26 | - | 9.10 | - | 47.9 | - | 4.4 |
| ENL Agri - L'Escalier | 87.1 | 1,213.7 | 4,003 | 68,406 | 486 | 7,175 | 12.15 | 10.49 | 46.0 | 56.4 | 5.6 | 5.9 |
| Union | 29.7 | 381.9 | 2,946 | 31,798 | 326 | 3,222 | 11.06 | 10.13 | 99.2 | 83.3 | 11.0 | 8.4 |
| Senneville Agricultural | 12.6 | 113.5 | 1,441 | 8,648 | 152 | 840 | 10.54 | 9.72 | 114.4 | 76.2 | 12.1 | 7.4 |
| St Aubin | 3.2 | 122.4 | 111 | 3,327 | 10 | 325 | 9.20 | 9.76 | 35.1 | 27.2 | 3.2 | 2.7 |
| SUD | 414.6 | 4,526.7 | 26,600 | 292,139 | 2,975 | 29,934 | 11.19 | 10.25 | 64.2 | 64.5 | 7.2 | 6.6 |
| Alteo - Beau Champ | 115.0 | 2,036.1 | 8,357 | 150,601 | 823 | 14,223 | 9.85 | 9.44 | 72.7 | 74.0 | 7.2 | 7.0 |
| Constance | 83.2 | 930.0 | 5,077 | 55,640 | 516 | 5,343 | 10.16 | 9.60 | 61.0 | 59.8 | 6.2 | 5.7 |
| Alteo - Union Flacq | 117.7 | 1,502.9 | 7,368 | 100,845 | 707 | 9,494 | 9.60 | 9.41 | 62.6 | 67.1 | 6.0 | 6.3 |
| EST | 315.9 | 4,469.0 | 20,801 | 307,086 | 2,047 | 29,060 | 9.84 | 9.46 | 65.8 | 68.7 | 6.5 | 6.5 |
| Médine | 165.2 | 1,869.4 | 10,995 | 133,754 | 1,293 | 14,116 | 11.76 | 10.55 | 66.5 | 71.6 | 7.8 | 7.6 |
| OUEST | 165.2 | 1,869.4 | 10,995 | 133,754 | 1,293 | 14,116 | 11.76 | 10.55 | 66.5 | 71.6 | 7.8 | 7.6 |
| ENL Agri - St Pierre | 95.1 | 886.4 | 4,395 | 39,761 | 406 | 3,539 | 9.25 | 8.90 | 46.2 | 44.9 | 4.3 | 4.0 |
| CENTRE | 95.1 | 886.4 | 4,395 | 39,761 | 406 | 3,539 | 9.25 | 8.90 | 46.2 | 44.9 | 4.3 | 4.0 |
| ILE | 1,254.6 | 15,111.9 | 82,597 | 1,020,131 | 9,005 | 101,935 | 10.90 | 9.99 | 65.8 | 67.5 | 7.2 | 6.7 |

| | Usine | | | | | | | | | | | |
|-------------------------|---|-----------|-------------------|-----------|------------------|-----------|-------------------|-----------|----------------|-----------|---------------|-----------|
| | Heures de panne (excl. <i>scheduled stoppage</i>) | | Jours de rouaison | | Richesse moyenne | | Taux d'extraction | | Cannes broyées | | Sucre produit | |
| | (No.) | | (No.) | | (%) | | (%) | | (Tonnes) | | (Tonnes) | |
| | Semaine | A ce jour | Semaine | A ce jour | Semaine | A ce jour | Semaine | A ce jour | Semaine | A ce jour | Semaine | A ce jour |
| Terra | 6 | 244 | 6 | 76 | 12.84 | 11.63 | 11.46 | 10.06 | 34,375 | 399,445 | 3,940 | 40,203 |
| Omnicanne | 12 | 245 | 6 | 65 | 12.65 | 11.76 | 11.08 | 10.14 | 37,508 | 451,302 | 4,158 | 45,755 |
| Alteo Ltd - Union Flacq | 12 | 329 | 6 | 81 | 11.21 | 10.87 | 9.70 | 9.25 | 39,772 | 514,304 | 3,860 | 47,598 |
| ILE | | | | | 12.19 | 11.39 | 10.71 | 9.78 | 111,655 | 1,365,051 | 11,958 | 133,556 |

* Proportion de la superficie totale à récolter (propriétés)

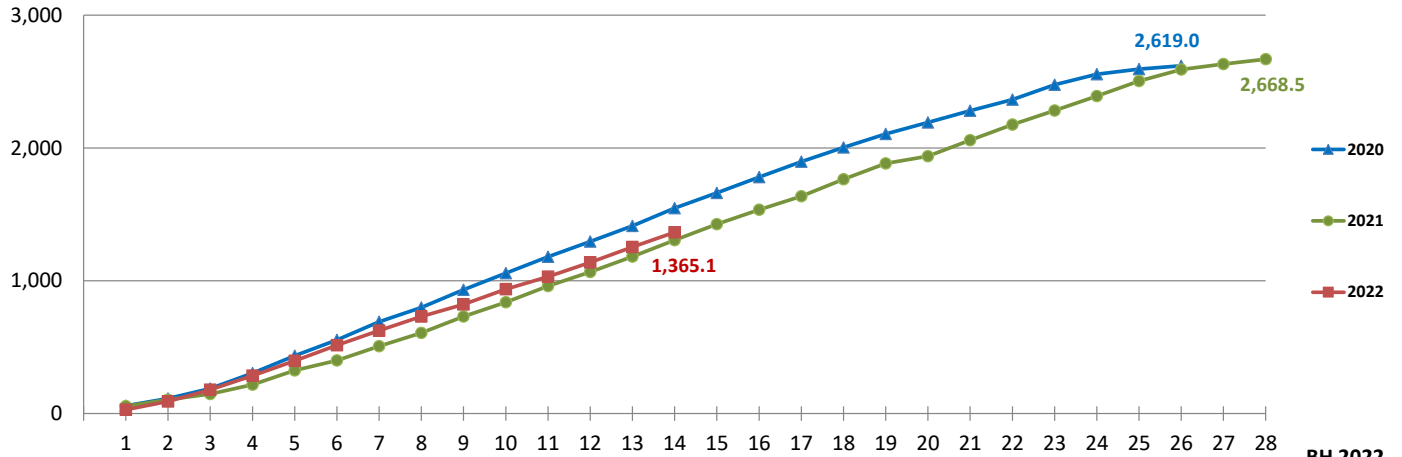


BULLETIN HEBDOMADAIRE DES RESULTATS DE LA RECOLTE SUCRIERE 2022

Semaine au 24 septembre 2022

Cannes broyées

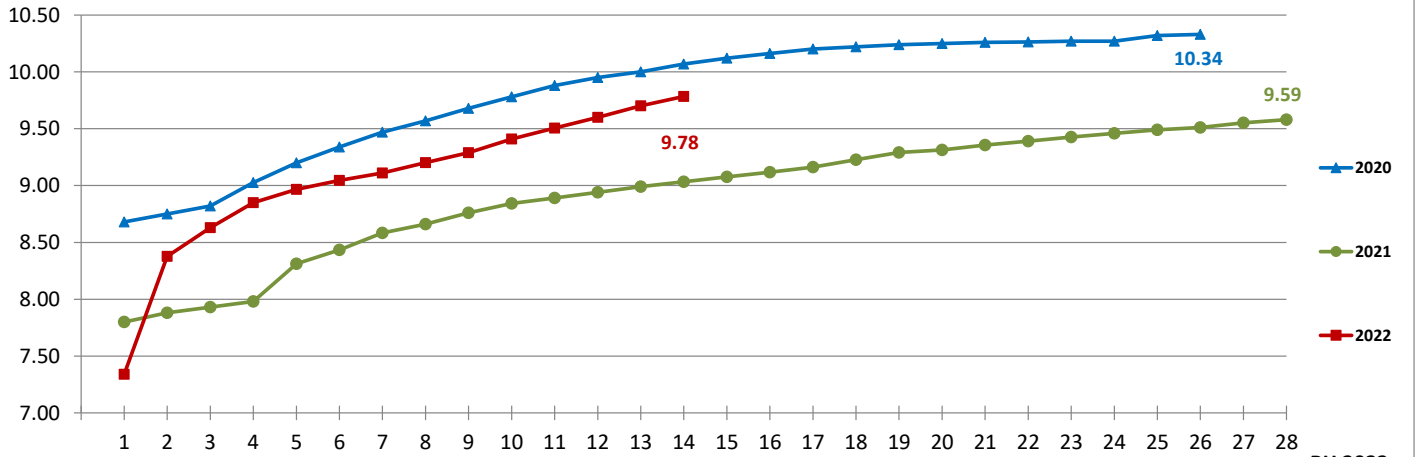
000 Tonnes



BH 2022

Taux d'extraction

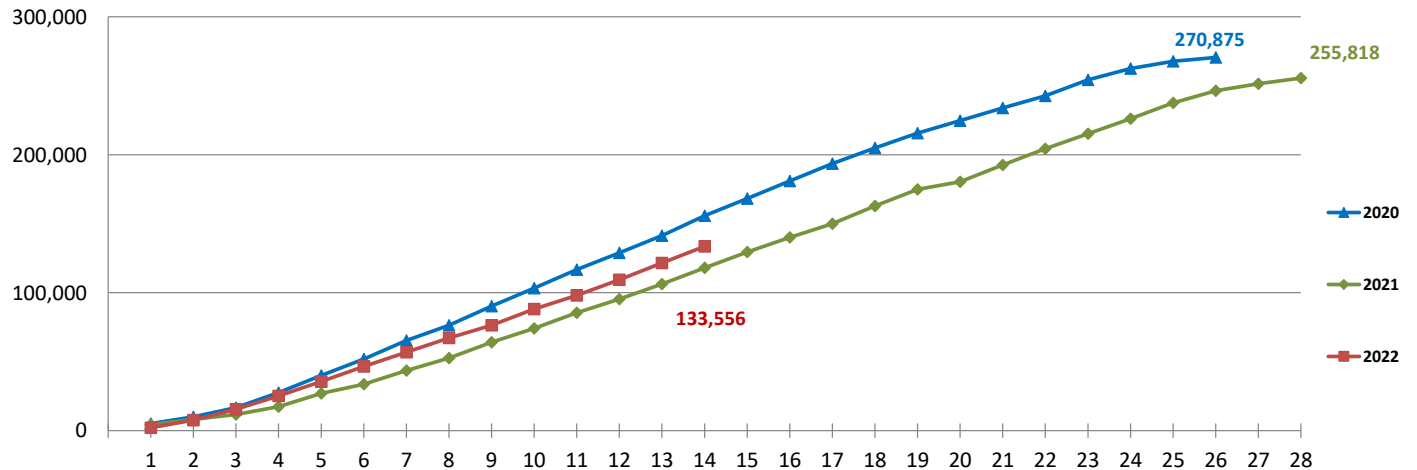
%



BH 2022

Sucre produit

Tonnes



BH 2022