

**BULLETIN HEBDOMADAIRE DES RESULTATS DE LA RECOLTE SUCRIERE 2022**

Semaine au 19 novembre 2022 (Progression de la récolte \*: 94.5 %)

Bulletin no. 22

Page 1 / 2

	Champs (Propriétés)											
	Surface récoltée (Hectares)		Production de canne (Tonnes)		Production de sucre (Tonnes)		Taux d'extraction (%)		Tonnes Cannes/Ha (TCH)		Tonnes Sucre/Ha (TSH)	
	Semaine	A ce jour	Semaine	A ce jour	Semaine	A ce jour	Semaine	A ce jour	Semaine	A ce jour	Semaine	A ce jour
Terra	185.8	4,080.6	13,686	259,877	1,768	28,748	12.92	11.06	73.7	63.7	9.5	7.0
Alteo - Mon Loisir	59.8	1,207.5	4,028	94,725	510	10,500	12.66	11.08	67.4	78.4	8.5	8.7
Dom. de Labourdonnais Ltée	28.5	339.6	1,713	25,713	220	2,931	12.86	11.40	60.2	75.7	7.7	8.6
St Antoine	-	221.1	-	16,624	-	1,901	-	11.44	-	75.2	-	8.6
<b>NORD</b>	274.0	5,848.8	19,427	396,939	2,498	44,080	12.86	11.10	70.9	67.9	9.1	7.5
Agria	-	243.5	-	8,615	-	850	-	9.86	-	35.4	-	3.5
Bel Air Agricultural	-	268.7	-	18,543	-	1,894	-	10.21	-	69.0	-	7.0
Britannia	42.8	804.0	4,319	68,761	435	6,996	10.07	10.18	101.0	85.5	10.2	8.7
Mon Trésor	7.3	1,168.0	624	82,344	70	8,931	11.27	10.85	85.8	70.5	9.7	7.6
Beau Vallon	92.5	1,490.8	6,315	100,071	636	10,616	10.07	10.61	68.3	67.1	6.9	7.1
Rose Belle	48.1	662.0	1,164	24,325	103	2,279	8.84	9.37	24.2	36.7	2.1	3.4
St Félix	1.0	12.4	34	538	4	53	10.48	9.89	33.6	43.3	3.5	4.3
ENL Agri - L'Escalier	34.5	1,927.9	1,633	106,164	133	11,391	8.17	10.73	47.4	55.1	3.9	5.9
Union	36.7	665.8	2,466	51,848	247	5,400	10.00	10.42	67.3	77.9	6.7	8.1
Senneville Agricultural	-	290.0	-	21,715	-	2,174	-	10.01	-	74.9	-	7.5
St Aubin	50.2	256.5	1,369	8,938	132	887	9.63	9.93	27.3	34.8	2.6	3.5
<b>SUD</b>	313.0	7,789.5	17,923	491,862	1,760	51,472	9.82	10.46	57.3	63.1	5.6	6.6
Alteo - Beau Champ	23.8	2,801.1	1,535	187,852	151	18,596	9.86	9.90	64.5	67.1	6.4	6.6
Constance	75.6	1,540.8	4,517	90,946	472	9,326	10.45	10.25	59.8	59.0	6.2	6.1
Alteo - Union Flacq	101.9	2,577.7	7,321	159,212	738	15,539	10.09	9.76	71.8	61.8	7.2	6.0
<b>EST</b>	201.3	6,919.6	13,373	438,011	1,362	43,461	10.18	9.92	66.4	63.3	6.8	6.3
Médine	149.2	3,110.3	11,786	215,964	1,271	23,657	10.78	10.95	79.0	69.4	8.5	7.6
<b>OUEST</b>	149.2	3,110.3	11,786	215,964	1,271	23,657	10.78	10.95	79.0	69.4	8.5	7.6
ENL Agri - St Pierre	80.9	1,634.1	3,579	67,461	332	6,186	9.28	9.17	44.3	41.3	4.1	3.8
<b>CENTRE</b>	80.9	1,634.1	3,579	67,461	332	6,186	9.28	9.17	44.3	41.3	4.1	3.8
<b>ILE</b>	1,018.3	25,302.3	66,089	1,610,237	7,223	168,856	10.93	10.49	64.9	63.6	7.1	6.7

	Usine											
	Heures de panne (excl. scheduled stoppage)		Jours de rouaison		Richesse moyenne		Taux d'extraction		Cannes broyées		Sucre produit	
	(No.)	(No.)	(No.)	(No.)	(%)	(%)	(%)	(%)	(Tonnes)	(Tonnes)	(Tonnes)	(Tonnes)
	Semaine	A ce jour	Semaine	A ce jour	Semaine	A ce jour	Semaine	A ce jour	Semaine	A ce jour	Semaine	A ce jour
Terra	9	361	6	122	14.22	12.52	12.50	10.93	29,936	639,830	3,742	69,942
Omicane	44	414	6	109	11.71	11.99	10.02	10.37	29,041	742,914	2,909	77,056
Alteo Ltd - Union Flacq	34	527	6	127	11.77	11.29	9.83	9.70	28,321	766,419	2,785	74,363
<b>ILE</b>					12.59	11.90	10.81	10.30	87,297	2,149,162	9,436	221,361

\* Proportion de la superficie totale à récolter (propriétés)

Note : La récolte est terminée sur les propriétés suivantes: St Antoine, Senneville Agricultural, Agria, Bel Air Agricultural, Britannia, Mon Trésor, Beau Vallon, Union, St Aubin, Rose Belle SE.

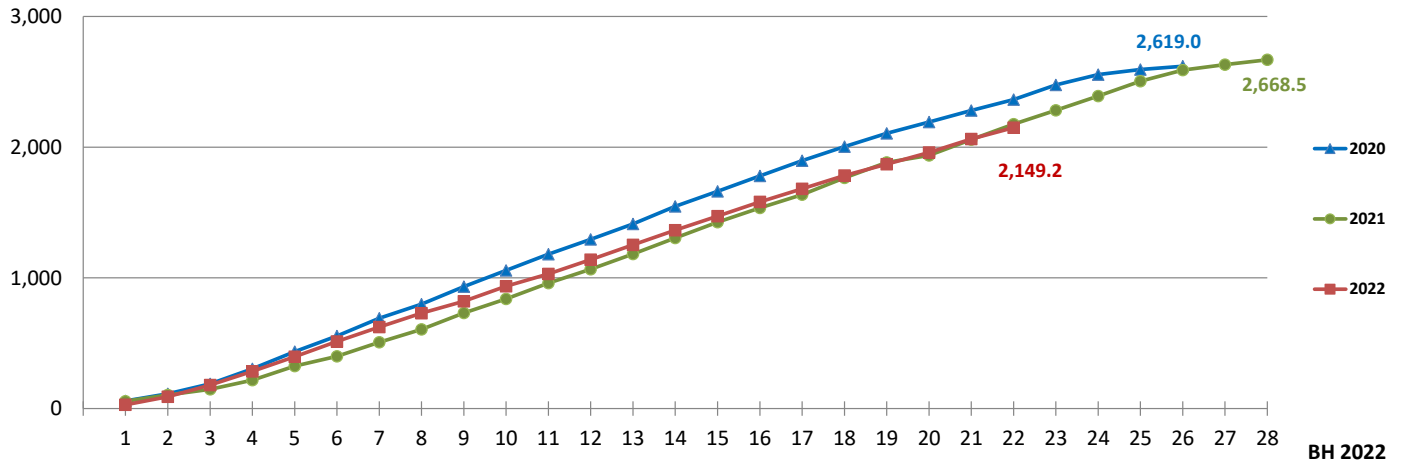


### BULLETIN HEBDOMADAIRE DES RESULTATS DE LA RECOLTE SUCRIERE 2022

Semaine au 19 novembre 2022

#### Cannes broyées

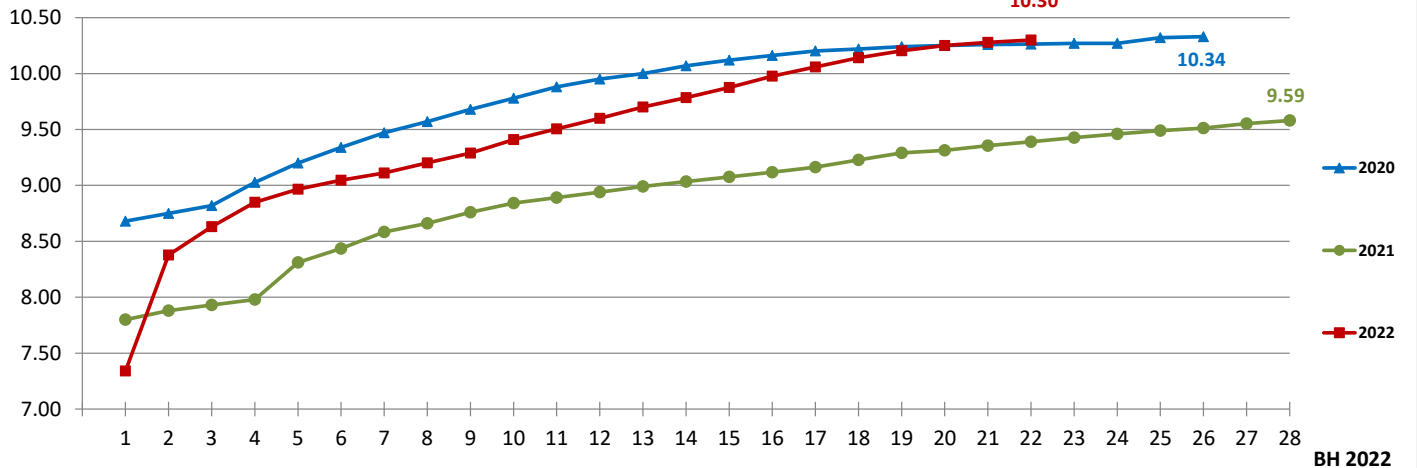
000 Tonnes



BH 2022

#### Taux d'extraction

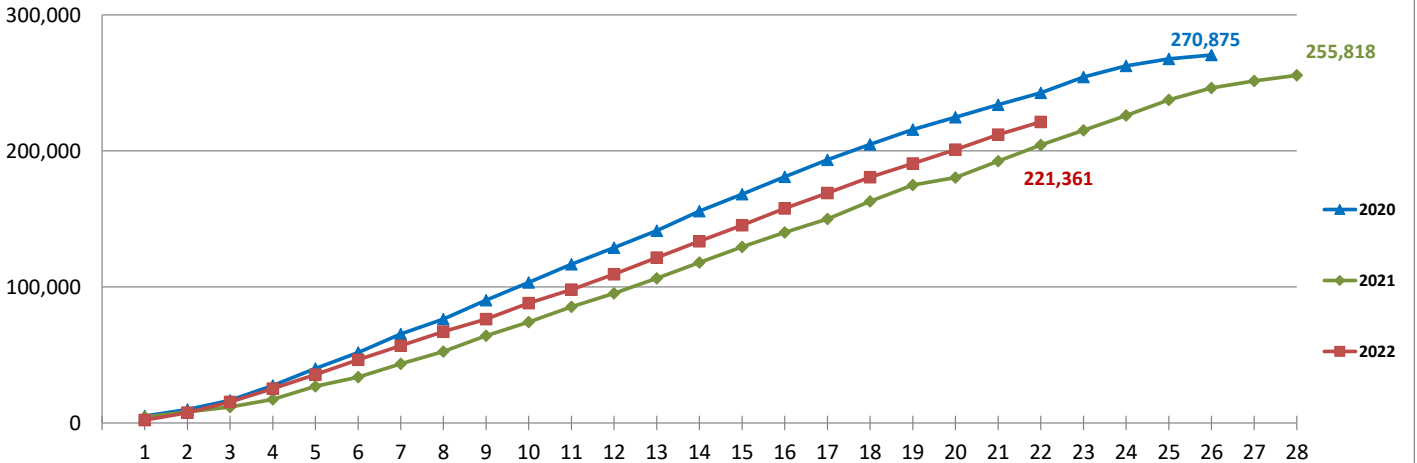
%



BH 2022

#### Sucre produit

Tonnes



BH 2022