

**BULLETIN HEBDOMADAIRE DES RESULTATS DE LA RECOLTE SUCRIERE 2022**

Semaine au 12 novembre 2022 (Progression de la récolte *: 90.5 %)

Bulletin no. 21

Page 1 / 2

	Champs (Propriétés)											
	Surface récoltée (Hectares)		Production de canne (Tonnes)		Production de sucre (Tonnes)		Taux d'extraction (%)		Tonnes Cannes/Ha (TCH)		Tonnes Sucre/Ha (TSH)	
	Semaine	A ce jour	Semaine	A ce jour	Semaine	A ce jour	Semaine	A ce jour	Semaine	A ce jour	Semaine	A ce jour
Terra	200.8	3,859.8	13,841	246,191	1,796	26,980	12.98	10.96	68.9	63.8	8.9	7.0
Alteo - Mon Loisir	55.3	1,141.6	4,645	90,697	594	10,005	12.80	11.03	84.0	79.5	10.8	8.8
Dom. de Labourdonnais Ltée	27.4	311.1	1,754	24,000	225	2,714	12.81	11.31	63.9	77.1	8.2	8.7
St Antoine	-	221.1	-	16,624	-	1,901	-	11.44	-	75.2	-	8.6
NORD	283.5	5,533.6	20,240	377,512	2,615	41,601	12.92	11.02	71.4	68.2	9.2	7.5
Agria	12.5	243.5	261	8,615	26	850	9.91	9.86	20.9	35.4	2.1	3.5
Bel Air Agricultural	20.5	268.7	1,329	18,543	134	1,894	10.08	10.21	64.8	69.0	6.5	7.0
Britannia	90.0	761.3	8,298	64,443	837	6,529	10.08	10.13	92.2	84.7	9.3	8.6
Mon Trésor	11.5	1,160.7	889	81,720	99	8,898	11.10	10.89	77.3	70.4	8.6	7.7
Beau Vallon	94.2	1,398.3	6,667	93,756	704	9,940	10.56	10.60	70.8	67.1	7.5	7.1
Rose Belle	48.7	613.9	1,781	23,161	165	2,177	9.29	9.40	36.6	37.7	3.4	3.5
St Félix	1.2	11.4	46	505	5	50	10.01	9.81	37.4	44.2	3.7	4.3
ENL Agri - L'Escalier	84.0	1,893.4	5,536	104,531	608	11,258	10.99	10.77	65.9	55.2	7.2	5.9
Union	62.8	629.1	2,893	49,381	293	5,139	10.14	10.41	46.1	78.5	4.7	8.2
Senneville Agricultural	-	290.0	-	21,715	-	2,174	-	10.01	-	74.9	-	7.5
St Aubin	12.6	206.3	573	7,569	56	753	9.86	9.95	45.5	36.7	4.5	3.6
SUD	437.9	7,476.6	28,273	473,939	2,927	49,662	10.35	10.48	64.6	63.4	6.7	6.6
Alteo - Beau Champ	59.6	2,756.8	2,906	186,317	288	18,435	9.92	9.89	48.7	67.6	4.8	6.7
Constance	107.2	1,465.2	6,478	86,430	502	8,168	10.66	10.22	60.5	59.0	4.7	5.6
Alteo - Union Flacq	144.5	2,468.8	10,186	151,891	1,029	14,813	10.10	9.75	70.5	61.5	7.1	6.0
EST	311.3	6,690.8	19,570	424,637	1,820	41,416	9.30	9.75	62.9	63.5	5.8	6.2
Médine	155.4	2,961.1	10,525	204,178	1,185	22,332	11.26	10.94	67.7	69.0	7.6	7.5
OUEST	155.4	2,961.1	10,525	204,178	1,185	22,332	11.26	10.94	67.7	69.0	7.6	7.5
ENL Agri - St Pierre	79.0	1,553.3	4,079	63,882	379	5,854	9.30	9.16	51.7	41.1	4.8	3.8
CENTRE	79.0	1,553.3	4,079	63,882	379	5,854	9.30	9.16	51.7	41.1	4.8	3.8
ILE	1,267.0	24,215.4	82,687	1,544,148	8,927	160,865	10.80	10.42	65.3	63.8	7.0	6.6

	Usine											
	Heures de panne (excl. scheduled stoppage)		Jours de roulaison		Richesse moyenne		Taux d'extraction		Cannes broyées		Sucre produit	
	(No.)	(No.)	(No.)	(No.)	(%)	(%)	(%)	(%)	(Tonnes)	(Tonnes)	(Tonnes)	(Tonnes)
	Semaine	A ce jour	Semaine	A ce jour	Semaine	A ce jour	Semaine	A ce jour	Semaine	A ce jour	Semaine	A ce jour
Terra	22	352	6	116	14.24	12.43	12.59	10.85	29,690	609,894	3,737	66,200
Omnicanne	15	370	6	104	11.89	12.00	10.29	10.39	38,642	713,873	3,975	74,147
Alteo Ltd - Union Flacq	24	492	6	121	11.58	11.28	9.81	9.70	33,740	738,098	3,309	71,578
ILE					12.47	11.87	10.80	10.28	102,072	2,061,865	11,022	211,925

* Proportion de la superficie totale à récolter (propriétés)

Note : La récolte est terminée sur les propriétés suivantes: St Antoine, Senneville Agricultural, Agria et Bel Air Agricultural.

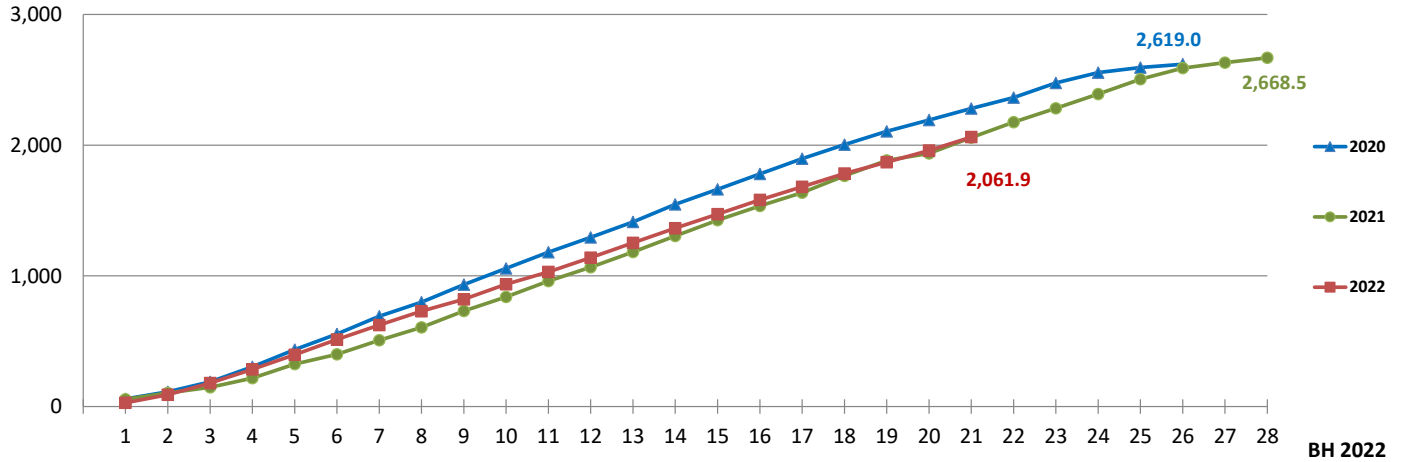


BULLETIN HEBDOMADAIRE DES RESULTATS DE LA RECOLTE SUCRIERE 2022

Semaine au 12 novembre 2022

Cannes broyées

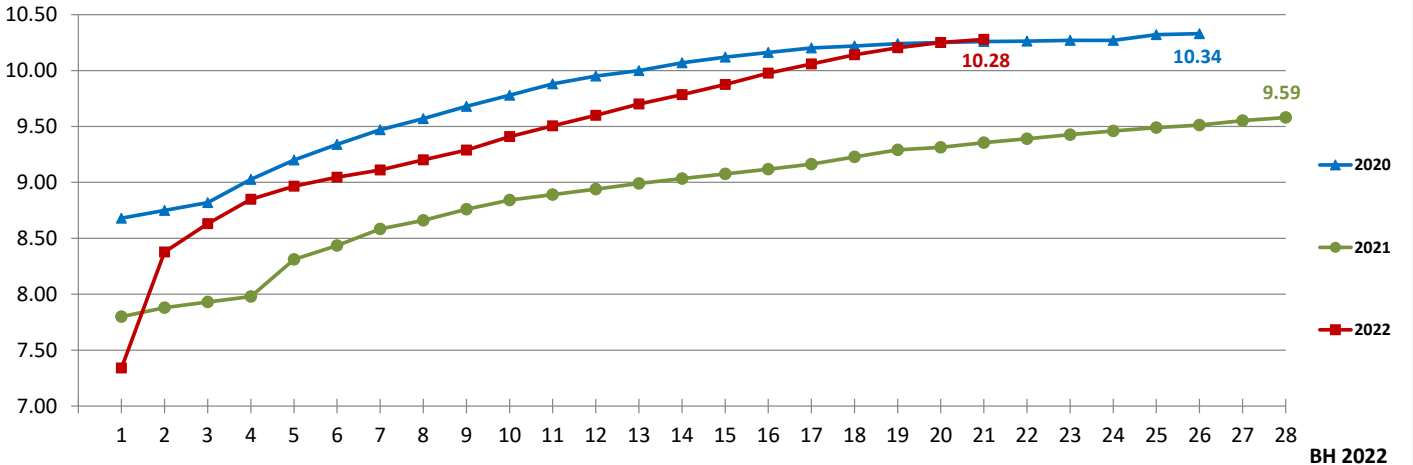
000 Tonnes



BH 2022

Taux d'extraction

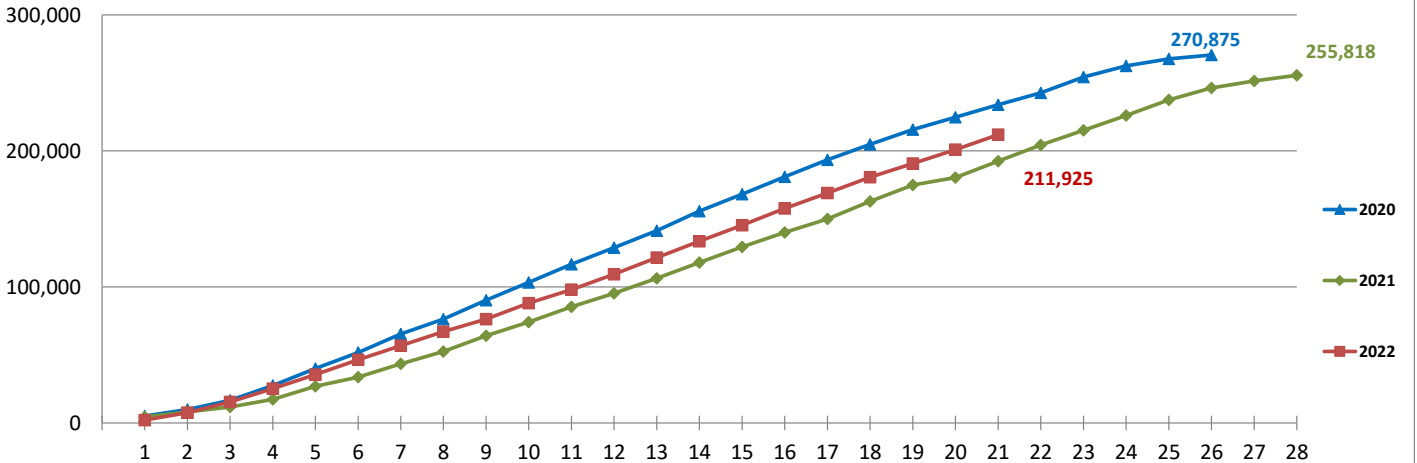
%



BH 2022

Sucre produit

Tonnes



BH 2022